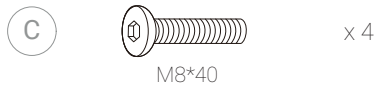



VECHOO

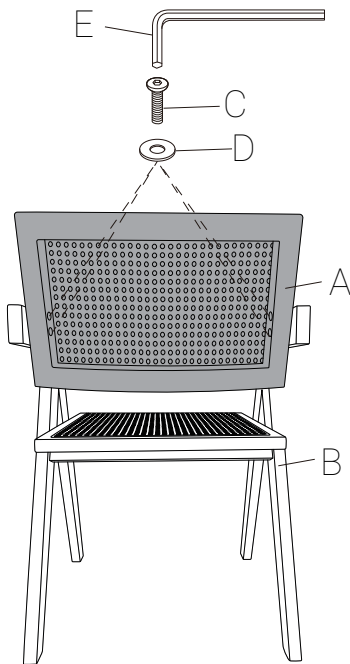
Wooden Chair Edmund Arm



PARTS



STEP 1



STEP 2



 Please do not tighten the screws until they are placed in the holes.