



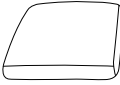
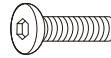


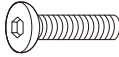




VECHOO

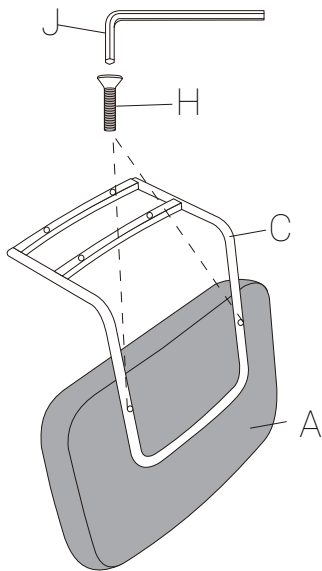
Dining Chair Melvin



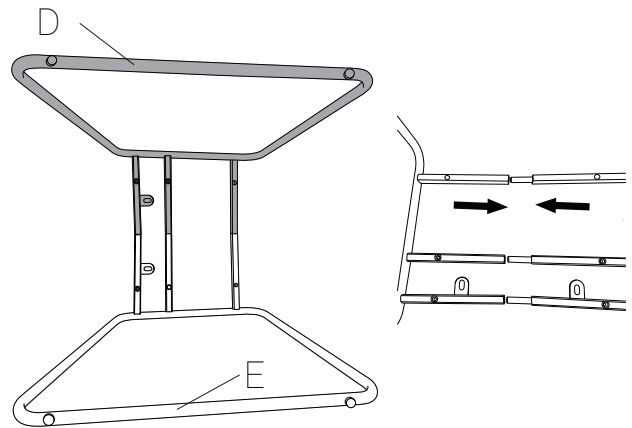
PARTS

A		x1	E		x1	I		x8
B		x1	F		x2	J		x1
C		x1	G		x6			
D		x1	H		x2			
				M6*20			M6*16	
				M6*30				
				M6*30				

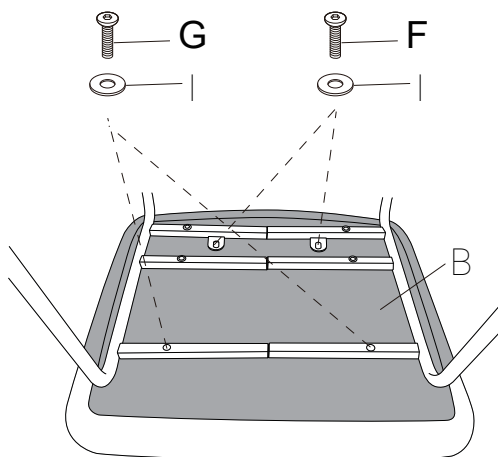
STEP 1



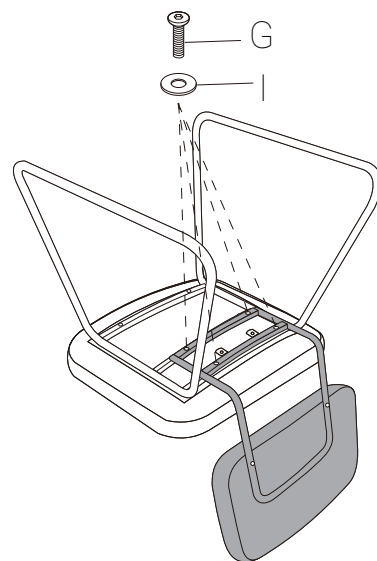
STEP 2



STEP 3



STEP 4



! Please do not tighten the screws until they are placed in the holes.